

PRESSURE GAUGE PARTS & MOUNTING

Remote or Tower Mount

Before working on your planter or drill


DANGER: When storing or working on the planter always install cylinder stops or place the planter on stands to prevent personal injury or damage to the attachments.

PLEASE: Read instructions completely and verify all package contents before beginning installation.


Pressure Gauge Package Contents (single)

Item	Quantity
ASG604 (4" Pressure Gauge) or ASG60 (2" Pressure Gauge)	1
QC9.	2
QC4.	2
RB075-025 (3/4" male to 1/4" female NPT) . . .	1
3T34F (T body)	1
H12 (12# Hose Clamp)	2
Mounting Option #1: Remote Location	
MG-MOUNT (Magnet + Mount Bracket assy.) .	1
Mounting Option #2: Tower Mount	
MAGNET MOUNT BRACKET	1
1/4" x 5/8" Bolt	1
1/4" Nut	1

GX1 TOWER MOUNT GX2 TOWER MOUNT



T FITTING ASSEMBLY




inlet from pump

to manifolds

REMOTE GAUGE MOUNT



REMOTE LOCATION KIT



TOWER MOUNT KIT

