

# ORIFICE MOUNTING INSTRUCTIONS

## Injector Orifice

**BEFORE WORKING ON YOUR PLANTER OR DRILL...**

**DANGER:** When storing or working on the planter always install cylinder stops or place the planter on stands to prevent personal injury or damage to the attachments.

**PLEASE:** Read instructions completely and verify all package contents before beginning installation.

**⚠ DO NOT RUN ORIFICES WITH SQUEEZE PUMPS.** This cannot be done because squeeze pumps do not put out enough pressure for an orifice system. Squeeze pumps only put out 2-3 pounds of pressure.




**NOTE:** We normally recommend using only 1 orifice under pressure when running 7-15 lbs of pressure. However, using 2 orifices under pressure can be beneficial because it will help eliminate fertilizer splatter or misting/volatilization of fertilizer *when done in the following manner:*

- Use the correct size orifice above for 15-30 psi pressures.
- Use 2-3 times size orifice below, creating 5-7 lbs pressure to stream fertilizer into the soil.

**⚠ NEVER USE 2 OF THE SAME SIZE ORIFICES IN YOUR SYSTEM!**

The injector orifice is used for applying liquid fertilizer 2x2 with either the G2's high pressure kit or the 2x2 fertilizer tube for Case IH.

Use an allen wrench to screw orifice inside threaded 3/8" stainless steel tube.



### TROUBLESHOOTING THE 2X2 FERTILIZER TUBE & INJECTOR ORIFICE

Problem	Solutions
Filings and crud in tubes and fertilizer application system from the manufacturing process	<b>USE WATER TO FLUSH</b> your entire fertilizer application system and the fertilizer tubes out before use and before installing injector orifices. This will clean out all the debris and filings left over from the manufacturing process and also test for leaks.
2x2 fertilizer tubes are plugging	Use 50 or 80 mesh filters ahead of the tubes to keep them from plugging.
Injector orifice will not thread into 2x2 fertilizer tube	Use a 5/16-24 standard tap threader to clean out the tube's threads. During the manufacturing process, filings and debris can get lodged in the threads.