




4 LINK CLOSER EXTENDED V CLOSING WHEEL BRACKET





VERSUS STANDARD OEM TAIL SECTION

A Both the 4 Link Closer and the standard OEM tail section bolt onto the planter at the same location.

B The front hole of the 4LC's extended bracket places the leading closing wheel 1" further forward than the front hole of the OEM tail section.

C The 4LC is 1" shorter than a standard OEM tail section, yet grants a larger range of closing wheel adjustment options.



The 4LC Extended V Closing Wheel Bracket has 4 holes of adjustment over 5" of distance for offsetting the closing wheels.

Schaffert
manufacturing & sales

